



Southeastern Aluminum Products, Inc.

Telephone: 904-781-8200 • Jacksonville Fax: 904-224-8068 • Indianapolis Fax: 317-824-5556

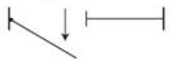
CrystalLine Hinge Door with In-Line & Return Panel(s)

Level or Buttress

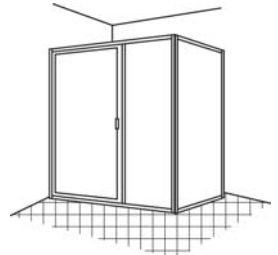
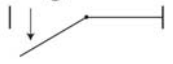
Quote **Order**

Company Name/Location: _____ P.O./Job Name _____

Hinge Off Wall **DOOR TYPE** Framed Frameless



Hinge Off Panel **DOOR LOCATION** Left Middle Right



UNIT HEIGHT: 66 15/16 70 15/16 74 15/16 83 15/16 Other _____

Door Width: _____ Return Panel Location Left Right

In-Line Panel Width _____ Return Panel Width _____

PANELS ON LEVEL: Level Opening Width _____

of Level Panels 1 2 Level Panel 1 Width _____ Level Panel 2 Width _____

PANELS ON BUTTRESS: # of Buttress Panels: 1 2

Buttress Panel 1 Buttress Height _____ Panel Width _____

Buttress Panel 2 Buttress Height _____ Panel Width _____

Butt Glazed (*can only be Butt Glazed if 2 panels are adjacent and same level.*)

POST TYPE: 90 degree 135 degree Adjustable

HANDLE TYPE: Standard Strike Plate Only 6" C-Pull Towel Bar Combo: *Specify Towel Bar Length*

6" C-Pull 8" C-Pull 6" Deluxe C-Pull 18" 20" 24"

6" Ladder Pull 8" Crescent Pull

STEAM UNIT: Yes No

GLAZING: KD 3/16" 1/4"

Clear Aquatex* Pattern 62* Other _____

(* Only available in 3/16")

COLOR: Silver Gold Satin Silver Brushed Nickel Oil-Rubbed Bronze

White Black* Biscuit* (* 4-week lead time required)

ADDITIONAL NOTES